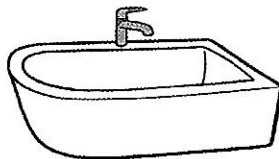
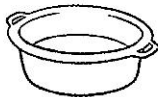


ESTIMER DES CONTENANCES

① Entoure de la même couleur le dessin et l'étiquette qui lui correspond.



900 L

5 L

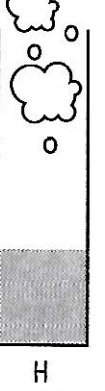



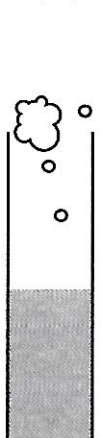
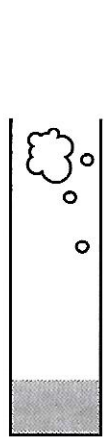
1 L

300 L

25 L

COMPARER DES CONTENANCES

② Numérote ces éprouvettes de potion magique de la moins remplie (1) à la plus remplie (8).



A

B

C

D

E

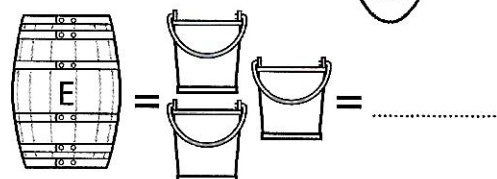

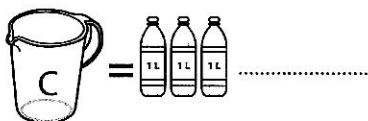
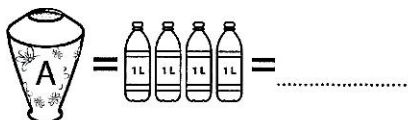
F

G


H

MESURER DES CONTENANCES

③ Trouve la contenance en litres de chacun de ces récipients. Colorie en bleu celui qui a la plus grande contenance et en vert celui qui a la plus petite.



Pense à utiliser les réponses des récipients A et B pour trouver les contenances de D et E !



Quel est la contenance totale des récipients B, C et E ?

..... + + =